

# FENDT

## Fendt IDEAL







## Different. Better. IDEAL. Recolour your Harvest.

Fendt IDEAL. A combine developed without limitations from a blank canvas, designed to open up new horizons in productive harvests. Ready for the current and future requirements of professional farmers and contractors. An innovative threshing system that always provides the most efficient output and cleanest results for every type of crop and under all conditions.





## Fendt IDEAL. Time for something completely new.

Fendt IDEAL. A machine that works wonders in the shortest harvest windows with uncompromising quality and unconditional reliability. A smart solution that lets you experience your harvest like never before, with the latest sensors and smart networking.





Reliably innovative.  
Harvesting solutions made by Fendt.

Engine		IDEAL 7	IDEAL 7 PL	IDEAL 8	IDEAL 8 PL	IDEAL 9	IDEAL 9 PL
Max. performance with PowerBoost (ECE R 120)	kW/hp	336 / 451	336 / 451	401 / 538	401 / 538	483 / 647	483 / 647

The Fendt IDEAL is a new combine developed from scratch. Each assembly is designed to deliver the perfect results under any threshing conditions. It's all about efficiency, high quality grain and straw, absolute reliability, simple and intuitive operation as well as unique sensor technology for the best and automated machine configuration.



#### New harvesting horizons.

The Fendt IDEAL was developed from a blank canvas. In this redeveloped high-performance combine, all the assemblies have been radically reinvented. The brief was simple: It must be IDEAL.

- Helix processor
- IDEALbalance™ dual grain pans
- Streamer 210 grain tank with up to 17,100 l capacity and 210 l/s discharge rate
- AutoDock™: attachment fitted and removed in 5 seconds
- Streamlined chassis for wide tyres, ideal for the roads
- Wheel or TrakRide chassis
- ParaLevel version with 14% slope compensation
- DriveCenter: Efficient and compact drive
- Vision Cab for the ultimate in ride comfort
- IDEALharvest™ for automatic real time machine setting



#### Redefine your harvest.

The Fendt IDEAL was developed in the global AGCO Centres of Excellence for harvesting technology. Countless farmers and contractors from around the world were asked what combine requirements would make their IDEAL harvest. It's the culmination of this customer input, the combined experience of our developers and the chance to test the Fendt IDEAL all year round in different regions under the harshest operating conditions, that make the Fendt IDEAL the most modern and innovative combine on the market.

Regardless of where or what you harvest:  
The harvest becomes IDEAL with Fendt.



FENDT IDEAL: CUTTER

## PowerFlow tables: IDEAL all the way.

### Strong all the way

To get the best results, everything has to be right from the start. That's why all Fendt IDEAL combines work with the latest generation of the world's most esteemed PowerFlow tables. The clean-cutting Schumacher cutterbar achieves more than 1,220 cuts per minute, and the crop, including ears, is then carried on the PowerFlow belts to the SuperFlow auger. This measures over 76 cm in diameter and occupies the entire width of the feed finger. The PowerFlow cutter unit is particularly impressive with uncut crop, achieving the highest output and the lowest losses.

### Matching widths

There are various Fendt PowerFlow tables to choose from for the different IDEAL models, the widest version spanning 12.22 m or 40 ft. All cutter units can be converted quickly and easily for the rape crop threshing. Both-sided vertical knives ensure clean crop edges.

### Always in the right position

With TerraControl™ table guidance you have perfect control over the widest attachments. TerraControl™ guides the attachment fully automatically at a perfect distance from and perfect inclination to the ground, working together with various functions you can use for the best results. This includes work height adjustment, resetting, ground pressure, various pre-selectable cutting heights, lifting when reversing, reel speed, positioning and headland management – everything fully automatically.

### Powerful hydraulics

The lift cylinders on the Fendt IDEAL combine also provide easy clearance even with wide and heavy attachments. On the IDEAL 7 and 8 the cylinders measure 85 mm in diameter and can lift up to 5 tonnes. On the high-end IDEAL 9 model, the cylinders measure 92 mm and can lift up to 6.5 tonnes. The lifting design gives a maximum ground clearance of 1270 mm in the up position. Two cylinders on the crop elevator compensate for tilting. They respond quickly and precisely to changing surfaces and compensate up to  $\pm 8^\circ$ .



The reel height can be automatically adjusted in combination with all attachment functions for perfect crop pickup.



FENDT IDEAL: CROP ELEVATOR

The right connection for highest output.

**So you don't lose any time**  
Short setup times mean more time for harvesting. Fendt Autodock™ automatically couples the attachment within 5 seconds, setting standards in terms of ease of use. You don't even have to leave the driver's seat. Once the attachment is added, 4 hydraulic cylinders complete the connection. A hydraulic cylinder in the middle of the crop elevator frame mechanically locks the attachment. At the same time, two couplings push out to connect the PTO drives. Autodock™ connects the multi-coupler separately to the attachment and the machine. An RFID code, the 'Ag tag' detects the attachment and retrieves the last settings used for that unit.

**Direct feeding**  
The Fendt IDEAL models 7 and 8 have three feed chains in the crop elevator. An even higher output can be realised with the IDEAL 9, in which four feed chains are fitted. The front feeding drum is closed on all models. This pays dividends when corn threshing due to the gentle grain handling. The chain tension and height can be adjusted remarkably easily: by turning a shaft, you can switch the height between 50 and 98 mm. The correct tension can be set by the spring pre-load.

**Perfect angle**  
The adjustable attachment cutting angle for the perfect in-feed, especially for warehouse crops. Using the 2 hydraulic cylinders at the bottom of the crop elevator housing, you can set the angle between the crop elevator and the attachment from the comfort of your cab. The angle of rotation is close to the front feeding drum, so the transfer from the attachment to the crop elevator is not affected.

**Uncompromising drive**  
The Fendt IDEAL provides the best power for all available attachments. As well as a fixed cutting speed, you can also choose from a variable speed and different power settings. Besides zero-loss and high power transmission, the designers have focused on unconditional reliability. With a variable table drive, the two-stage crop elevator is always attached. The speeds of between 250 or 525 rpm allow for tool-less adjustment for better crop quality, especially in dry conditions.

		IDEAL 7	IDEAL 8	IDEAL 9
Lifting capacity	kg	5000	5000	6500
Lifting cylinder Ø	mm	85	85	92
Manual +/-3°		■	■	■
Hydraulic +/-6°		□	□	□

Table drive chain	Speed range
100 kW fixed	620 rpm
135 kW fixed	620 rpm
135 kW variable	611-952 rpm
220 kW variable	611-952 rpm


With the optional Fendt Autodock™, you can couple the attachment and all connections.





FENDT IDEAL: ROTOR

# Superior rotors: Single and Dual Helix



Thanks to the option of hydraulically reversing the rotors conveniently from the cab, blockages can be easily and ideally cleared.

**Bring out the best in yourself**

What makes the Fendt IDEAL stand out from other combines is the outstanding Single (IDEAL 7) and Dual Helix (IDEAL 8 and 9) processor, providing the highest output and best threshing quality with gentle crop handling and low energy consumption. The (basic) concept of the Helix processor unites the market requirements such as maximum output, best grain quality and low energy consumption with optimum straw quality.

**The feed is vital**

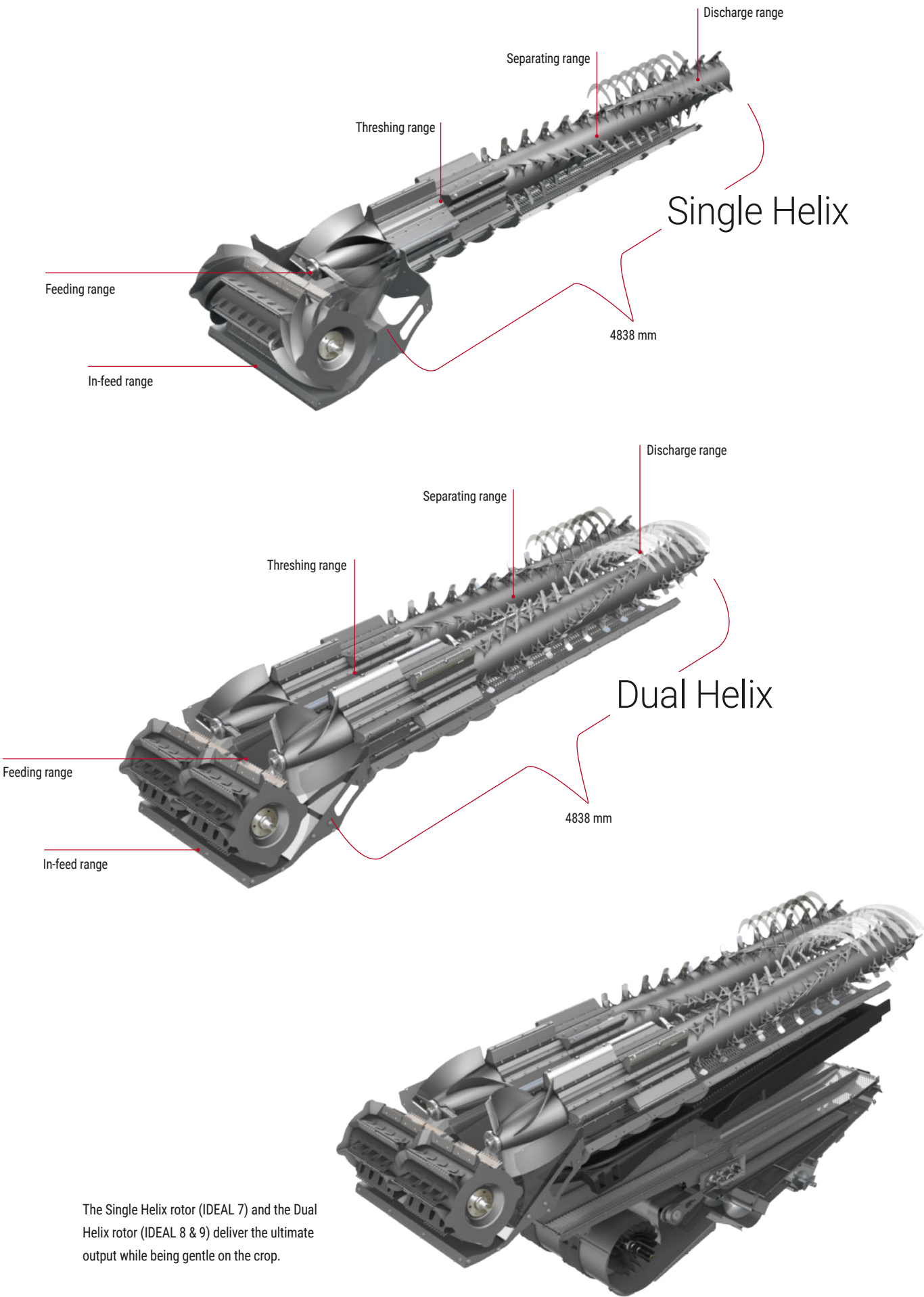
The RotorFeeder feeding drum with 600 mm passes the crop from below to the rotors, guaranteeing the best threshing results. The RotorFeeder speed is automatically controlled in proportion to the rotor speed – always at 70% of the rotor speed. Because the speed is adjusted to best match the rotor speed and the large transfer area, the straw is kept intact. The RotorFeeder also uses far less power during this process. A constant flow of crop is guaranteed by the optimal transfer.

**The Helix Processor: simply unique**

All components of the rotors such as the rasp bars and rotor tines are arranged in four rows like a helix. The front part of the rotors consists of 4 rasp bars installed lengthways which loosen the grains from the ears. The baskets below that are available in different designs for the best results in any application. They can be replaced quickly and easily from the side, depending on the application. The gaps between baskets are hydraulically adjusted up to a maximum of 35 mm. The rotor tines are tilted 20° to the rear, which divides the crop into the helix sections and reliably and gently runs it around the rotor. This prevents unexpected load peaks on the rotor and there are no edges for the product to stick to.

**Gentle feed, low power requirement**

The height of each rotor tine is 140 mm. Perfectly separated grain without damaging the product too much in too confined a space. In turn you get high straw quality and best threshing at low power. The threshing system is also distinguished by its simple configuration. The operator only needs to change the rotor speed range and the concave clearance.



The Single Helix rotor (IDEAL 7) and the Dual Helix rotor (IDEAL 8 & 9) deliver the ultimate output while being gentle on the crop.

Threshing system		IDEAL 7	IDEAL 7 PL	IDEAL 8	IDEAL 8 PL	IDEAL 9	IDEAL 9 PL
Rotors	number	1	1	2	2	2	2
Rotor speed	rpm	400 - 920	400 - 920	400 - 920 / 280 - 1160	400 - 920 / 280 - 1160	280 - 1160	280 - 1160



## FENDT IDEALHARVEST

# Adding a whole new dimension to automation.

### Happy harvest.

With IDEALharvest, the Fendt IDEAL sets new benchmarks in the field of automated machine settings – IDEALharvest is a revolutionary system that will automate your Fendt heavy-duty combine. Acoustic MAD sensors provide the data required for the Fendt IDEAL to automatically adjust to your pre-selected harvest strategy and achieve the best threshing results.

The driver can quickly and easily select from the 3 key harvesting strategies – minimise breakages, minimise grain loss or optimise grain purity. You can also use the slider to prioritise throughput performance. The Fendt IDEAL's rotor and fan speed, top and bottom sieve openings and forward speed are continually optimised to suit the selected strategy.

IDEALharvest also displays the machine's crop flow in realtime, so you can use the data to assess crop distribution in the machine. Based on the realtime values of the installed sensors, the transfer volumes and grain losses are displayed onscreen. The Grain Quality Cam helps optimise the grain quality.

### Simple visualisation

IDEALharvest gives you an instant view of all the key machine parameters so you can customise your harvesting strategy however you like.

### Easy to adjust

Quickly and easily apply settings such as rotor and fan speed; the best way to follow your preferred harvesting strategy.

# IDEALharvest™



FENDT

FENDT



FENDT IDEAL: IDEALBALANCE™

# Brilliantly simple. Always in the right balance.

### Outstanding technology

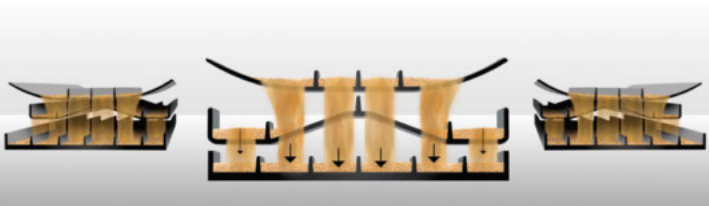
To ensure that nothing but clean crop lands in the grain tank, Fendt IDEAL models are equipped with the unique and ingeniously simple IDEALbalance™ system. The core of the system is the double grain pan. The front grain pan collects the material threshed out by the rasp bars in the front part and forwards it to the front part of the preparation floor. The rear grain pan collects the material discarded from the rotor tines and sends it backwards to the preparation floor. The makes full use of the preparation floor and the product is well cleaned.

### Impervious up to 15%


The front grain pan is concave to gather the material in the middle of the pan. The rear grain pan is convex, so that the crop collects at the outer ends. This distributes the crop in the machine properly in all conditions. On 15% gradients, this straightforward design avoids up to 60% losses compared to flat pans. IDEALbalance™ comes as standard on the IDEAL 8 and 9. The IDEAL 7 comes with a special grain pan option, just right for the single rotor.

IDEALbalance™ can minimise the losses on a lateral slope up to 60%, without any complex steering.

Thanks to IDEALbalance™, the crop is evenly distributed across the sieves.



The front grain pan is concave (IDEAL 8 and 9) to channel the material to the middle of the pan.



On single-rotor models (IDEAL 7) the material is collected in the middle by the long grain pan, before being evenly distributed in the front part of the preparation floor.





FENDT IDEAL: CLEANING

# Full power: Cyclone Cleaning System

### Triple fan


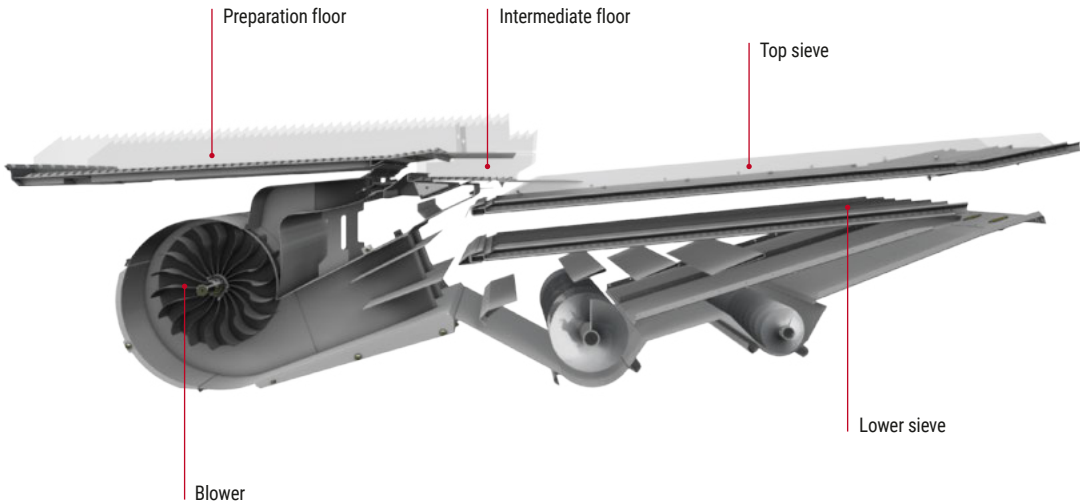
The powerful Cyclone cleaning fan consists of three fanning units with open sides for maximum air output. The fan speed can be hydraulically adjusted between 250 and 1400 rpm, to give you different speeds quickly and efficiently. The powerful airflow is split from the first drop stage, with a constant air flow generated over the entire length of the shaker shoe, giving you the best cleaning results.

### Separate post-threshing

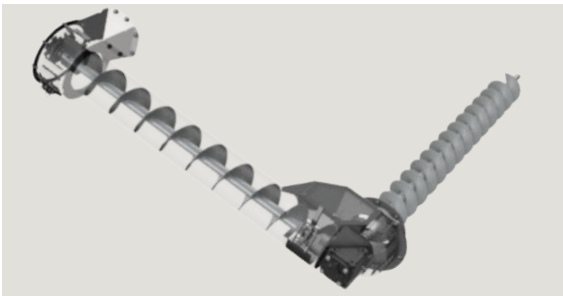
Specially designed returns for maximum performance and the best threshing. The product is threshed out by the auger and passed on to the grain pan. This prevents any separating potential being lost at the processor. Threshing occurs between the auger and the interchangeable covers, which can be serrated or smooth depending on the intensity you want.

### Superior cleaning

The long preparation floors with six individual sections and high partitions, and the long shaker shoes provide for exceptional cleaning in the Fendt IDEAL. Most short straw and chaff is separated from the grain on the first drop between preparation floor and intermediate floor. The second drop to the top sieve then separates the impurities further. A strong air flow ensures perfect cleaning results. The longest sieves on the market with the fitted partitions mean optimal grain purity. In order to deliver the best results under all conditions, the opening range of the sieves can be conveniently and easily electrically adjusted from the cab.



The 6 centre bars measure 150 mm in height for a slope insensitivity of up to 15 degrees. Loss sensors at the end of the shaker shoe help the driver adjust the machine to the best possible configuration.



Bring out the best with smart threshing via the return.



Loss sensors at the end of the shaker shoe help the operator adjust the machine to the best possible configuration, by recording crop which falls to the ground via pressure and acoustics.



FENDT IDEAL: STRAW MANAGEMENT

ShortCut and ActiveSpread: The cornerstone of perfect chopping.

Ultimate chopping

Even the straw chopper was adapted without compromising the enormous output of the Fendt IDEAL. Every model comes with one of 2 straw chopper versions: The BaseCut with 56 knives across 4 rows, or the ShortCut with 112 knives across 8 rows. Both choppers have maintenance-free bearings. The shearbar can be set to 5 positions without tools. If you want the straw to drop, just use the Fendt IDEAL's 'chop to drop' function and switch to swath shot mode, all from the comfort of your cab.

Ultimate distribution


The chaff spreader is placed directly at the end of the shaker shoe and distributes straw and chaff as desired. The distribution disks are hydraulically driven, allowing variable speeds. Choose between 3 straw distribution settings: chop and mix (chaff into chopper), drop straw and mix (chaff into swath) and separate chaff from straw (chaff distributed sideways). At the end of the straw chopper comes either the ActiveSpread distributor or passive straw deflectors. ActiveSpread works with two hydraulic straw distributors, the speed of which you can adjust from the cab. With the passive straw distributor you have the choice of adjusting the deflector plates with electrically or manually. The left and right sides can always be set independently.

Best access

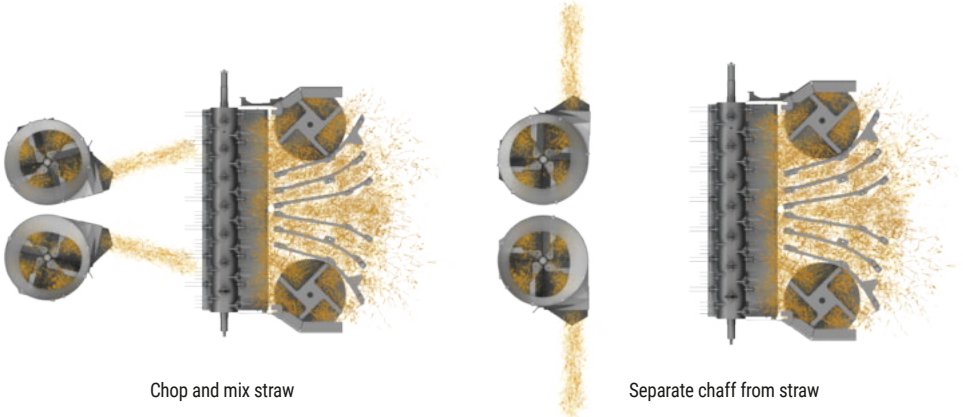

The chopper can be swung out using two electric motors for very easy access. The chopper knives, produced by Rekord, can be used from both sides to double the service life. The chopper speed can be easily switched by a belt from 850 rpm (maize, beans) to 3600 rpm (grain, oilseed rape).

		ShortCut	BaseCut
Knife rows		8	4
Serrated knives	Number	112	56
Counter knives	Number	55	28
Adjustable speeds	rpm	850/3600	850/3600

The BaseCut straw chopper operates as standard in the Fendt IDEAL with 56 knives.



The 8-row straw chopper ShortCut delivers exceptional straw chopping and distribution on Fendt IDEAL models.



Chop and mix straw

Separate chaff from straw



FENDT IDEAL: GRAIN TANK AND DISCHARGE

Streamer 210: From 17,100 to 0 litres in just 81 seconds.



Volumes of up to 17,100 l in the Streamer 210 unload in around 81 seconds.

Unprecedented discharge speeds

Fendt IDEAL combines come with a choice of 2 grain tank versions. The Streamer 210 with a 17,100 l capacity and a 210 l/s unload rate, or the Streamer 140 with 12,500 l and 140 l/s. The enormous volume and increased unloading rate do justice to the enormous output of the Fendt IDEAL. Fewer and shorter stops for unloading are soon reflected in a greater daily yield. The key to the enormous speed is the huge diameter of the unloading auger. The large diameter of 480 mm with a few auger flights allows for simultaneous low speeds. Gently and with low power requirements, the grain tank is fully unloaded within 81 seconds.

Hydraulically adjustable discharge rate


The discharge rate can be hydraulically adjusted as standard from the cab on all Fendt IDEAL machines. In doing so, the cover flaps of the auger in the grain tank floor are controlled from the armrest at the touch of a button. Five positions (0%, 25%, 50%, 75%, 100% open) can be activated even when the grain tank is full.

High-performance elevator


The grain tank lift is designed for a throughput of up to 200 t/h. The elevator housing measures 239 mm in diameter. This leaves enough space for high throughput in all crop types. 40 convex paddles ensure maximum performance with gentle handling of the crop.

Efficient transfer


The new Fendt IDEAL gives you a choice between a transfer range of 7.6 m, 9.15 m or 10.6 m, measured from the middle of the machine. Both the largest versions can also be collapsed into the transport position behind the combine. A flap is fitted to the end of the transfer screw to prevent unnecessary dribble losses when the transfer process stops. This is automatically opened or closed by a hydraulic cylinder when the transfer process starts and stops, and therefore reliably prevents valuable crop from dribbling away. In order to maintain good transfer efficiency in grass seed threshing, a special grass seed kit was also developed in addition for the IDEAL. This prevents grass seed blockages and allows the grain tank to be fully emptied.



Two grain tank variants are available: Streamer 210 with a 17,100 l capacity or the Streamer 140 with 12,500 l.



Cover flaps above the augers in the grain tank floor control the discharge speed in five positions.



The large diameter of the discharge auger combines low speeds with high output. This ensures grain quality!



Fewer and shorter stops for unloading are soon reflected in a greater daily yield – sensors for yield and moisture and a grain quality camera are fitted to the elevator. The data is accurate to 98%, and applied with the VarioDoc ISOBUS standard, live yield mapping and IDEALharvest™.

Discharge tube	Collapsible	Streamer 140	Streamer 210
Discharge tube 7,6	-	■	-
Discharge tube 9,15	□	□	■
Discharge tube 10,6	■	-	□



FENDT IDEAL: ENGINE

Maximum performance with very low maintenance effort.

MAN and AGCO Power

To make the best overall package, the 3 different Fendt IDEAL models also work with three different motors, which are perfectly adapted to the potential output of the IDEAL 7, 8 and 9. The maximum fuel efficiency can only be achieved with an engine that is perfectly suited to the potential output. The IDEAL 7 has an AGCO Power engine, while IDEAL 8 and 9 feature 2 different MAN engines. All engines comply with Emissions Stage V regulations, and are noted for their long service intervals.

Revolutionary AirSense® Cooling

To ensure the engines are always efficient and reliable, cooling is crucial. AirSense® Cooling was developed for the Fendt IDEAL. The idea is to provide maximum cooling capacity with minimal cleaning effort. AirSense® Cooling consists of a 950 mm reversible fan and a cooling area of 2.7 m². The air is extracted centrally through a radiator grille on the top side of the Fendt IDEAL. Depending on the temperature and time, the fan automatically changes its direction of rotation and reliably fans the cooler. Dirt and dust never impair the cooling performance. This system is so reliable that you can work through an entire season without any manual cleaning effort.


Model		IDEAL 7 AGCO Power	IDEAL 8 MAN	IDEAL 9 MAN
Displacement	litres	9.8	12.4	15.2
Max. performance with PowerBoost (ECE R 120)	kW/hp	336 / 451	401/ 538	483 / 647
Fuel tank capacity Standard/optional	litres	1000 / 1250	1000 / 1250 / 1500	1000 / 1250 / 1500
AdBlue tank capacity	litres	180	180	180

Air compressor


For daily machine cleaning, choose between a single-cylinder (IDEAL 7 and 8) or a dual-cylinder air compressor (IDEAL 9). This is directly driven by the engine. The maximum pressure is 9.5 bar with a capacity of 60 l. Two air connections, one on the cab steps and one on the access ladder to the engine platform, allow the connection of an air hose, in order to clean the machine easily in the field.

Tank capacity for long work days

The diesel tank and AdBlue tank are located at the rear of the Fendt IDEAL. This also ensures optimal weight distribution. Both liquids can be poured into the tanks via the platform. The capacities are impressive: Up to 1500 l diesel and 180 l AdBlue can be held in the tanks. Combined with the low fuel consumption of the Fendt IDEAL, this means the machine can be operated for extremely long periods. When others stop, you can just keep on harvesting.



The reverse fan with a diameter of 950 mm turns the vane depending on temperature and time, blowing the intake area clean.



The cooling area is 2.7 m² and, thanks to AirSense® Cooling, does not have to be cleaned manually during the harvesting season.



FENDT IDEAL: DRIVE

# Making progress and covering large areas was never easier.

**Endless propulsion**

The Fendt IDEAL ground drive consists of tried and trusted gearbox technology, combined with the latest hydrostatic ground drive technology. The ground drive is fitted at the front on the front axle, and can be reached very easily. The brake and differential lock are held directly in the transmission housing. Every model has a differential lock as standard.

**Fendt MotionShift**

The Fendt IDEAL gearbox offers two gears with a speed range of 0-15 km/h or 0-40 km/h. Fendt MotionShift allows you to shift both gear conveniently during the ride using a button on the armrest. The speed can be easily controlled via the multi-function joystick. In CVT mode, the speed starts at 0 km/h. The IDEAL's acceleration is linked to the joystick position. Enable the unique Hookup mode on the armrest and the Fendt IDEAL reacts proportionally to joystick movements. This makes light work of coupling attachments.



**Perfect engine speed**

A number of ride strategies are available in order to enhance efficiency and comfort when on the roads. In advanced mode, the engine speed follows your required forward speed, and reduces the speed for maximum efficiency by up to 300 rpm depending on load. In Time mode, the engine speed follows the default. If the speed is however 0 km/h for 5 seconds, the engine speed is reduced to 1/3 of the required value. After 10 seconds, the engine speed falls to the rated engine speed.

**Optimal powertrain function**

The DriveCenter completely redefines the drive concept of the Fendt IDEAL. All pumps, such as Load Sensing hydraulics or the drive pump, are now directly driven. This means no performance is lost. It powers all the components on the Fendt IDEAL with just 13 belts, one chain and one transmission shaft, while further reducing maintenance and the risk of downtime.

Many gearbox components have been tried and tested in the tractor sector for many years. The gearbox is very maintenance-friendly, and is easy to access when the fluid needs changing.



The new DriveCenter creates a highly-efficient powertrain function. The main components of the machine, such as the helix processor, cleaning, table and hydraulic pumps are powered to best effect by a direct connection to the engine.



FENDT IDEAL: CHASSIS


Chassis the right impression for the best impression.



The TrakRide track tractor ensures exceptionally low ground pressure.

**Fendt IDEAL TrakRide**  
On request, the brand new TrakRide track system can be fitted to drive the Fendt IDEAL. This system has been developed in the AGCO Centre of Expertise for track tractors in Jackson, USA. Three track types with widths of 660 mm, 760 mm or 910 mm are available. A hydraulic cylinder is provided for optimal tension. This pushes the front idler forward and therefore tensions the track. The open triangulated suspension allows the track roller to swing 15° up and 10° down, for maximum driving comfort.

**Slim mover**  
The slimline chassis of the Fendt IDEAL combine also allows for large contact surfaces in your wheel selection, with an outside width measuring less than 3.3 m with 800/70R38 wheels. Even Fendt IDEAL combines with ParaLevel slope compensation, which makes adjustments for inclines of up to 14%, can have 800/70R38 wheels on the front axle. This will keep your transport width under 3.5 m.





FENDT IDEAL: VISIONCAB

The IDEAL work place with the ultimate in comfort.



**The ultimate overview**  
The Fendt VisionCab was designed to offer you the perfect workplace with the best view over the attachment. It does this with a window area of 5.75 m² and a 180° panoramic view. The low noise level of just 73 db creates a pleasant working atmosphere. The generous driver's cab means even long-legged drivers can enjoy a comfortable seat.

**Seat comfort**  
On the Fendt IDEAL, you have the choice between two seat variants: the standard fabric variant, or the deluxe leather seat with active ventilation. The instructor's seat is made of leather as an option. There is a 28.5 litre cooling compartment below it. Fold down the backrest to reveal two practical bottle holders and a document holder.

**Everything under control**  
The simple and intuitive operation of the Fendt IDEAL, entirely in line with the Fendt Vario tractor concept, is all down to the armrest. It features a handy joystick and the membrane/toggle button for machine functions. There is also a small digital display for the key machine settings. The Varioterminal 10.4" also allows you to easily adjust the machine by tapping or by pressing a button. For the advanced machine functions of the IDEALharvest™, click your iPad into the stable and practical holder and run the application.





FENDT IDEAL: VARIOTRONIC

# IDEAL solutions for a relaxed harvest.

**You have the choice**

The Fendt VarioGuide automatic guidance system gives you a choice of different receivers from NovAtel® or Trimble®. Both offer a wide variety of correction signals with accuracies of up to +/- 2 cm. With the NovAtel receiver, the correction signals SBAS, TerraStar-L & C and RTK keep you on track. Choose a Trimble® receiver to use SBAS, RangePoint™ RTX™, CenterPoint RTX™ and RTK. If you lose your RTK signal due to the terrain, VarioGuide continues to work reliably up to 20 minutes thanks to the Trimble®-xFill™ or NovAtel® RTK Assist solution.

**Easy documentation**

With the Fendt VarioDoc and VarioDoc Pro, the work done can be documented with just a few clicks in the Varioterminal, and transferred to your field database. VarioDoc comes with every Fendt IDEAL. The option of VarioDoc Pro offers an extended range of functions, including wireless data transfer.

**Ideal time yield mapping**

Thanks to the real time yield mapping of the Fendt IDEAL, the current yield at every position in the field is displayed on the terminal as you work. You can also display the moisture content for that location. The system only works via GPS and the moisture and yield gauges fitted to the elevator.

Precise automatic guidance for best results:  
Fendt VarioGuide makes it possible.



Fendt VarioGuide always gives you a choice. Use the low-cost and effective NovAtel receiver (right), or the Trimble receiver (left) with even more options.



Different correction signals, which allow you to carry on working for a time even if you lose the signal, are available for both NovAtel and Trimble systems.



FENDT IDEAL: FUSE

## Your link to the field.

### Stay in contact

Efficient resource planning is key to a successful harvest. The Fendt IDEAL telemetry system provides live information on the machines via web access. This is why the AGCO Connectivity Module is factory-installed.


### Flexible data transfer

Together we are stronger: That also applies to the Fendt IDEAL. If two or more Fendt IDEALS work closely together, the machines can exchange data such as waylines or machine settings via a secure mobile network connection, and therefore work even more efficiently in a group.

### Real time service

If the Fendt IDEAL system fails, the fault codes can be viewed via secure web access. The situation can be quickly grasped, and resolved by experienced service personnel, even this cannot be done directly on-site. This ensures you can carry on working as quickly as possible.

**FUSE**  
SMART FARMING. SYNCHRONIZED.







## FENDT SERVICES

The best product with the best care and service.

Fendt provides you with a high-tech product for even the toughest challenges. That's why you can expect that little bit extra when it comes to services from highly-efficient, certified Fendt dealers:

- Fast lines of communication between you and our trained service team.
- 24/7 availability of replacement parts throughout the season
- 12-month warranty on Fendt original parts and their fitting

**100% quality. 100% service: Fendt Services**  
We offer outstanding services to offer you the best possible reliability of use and efficiency from your Fendt Machine:

- Fendt Demo service
- Fendt Expert operator training
- AGCO Finance – finance and lease deals
- Fendt Care – servicing and guarantee extensions
- Fendt Certified - Pre-owned machine programme



**FENDT**  
CUSTOMER  
HOTLINE **24/7**  
+44 330 123 9909

Your Fendt dealers are always there when you need them, and have just one aim – to make sure your Fendt machines are ready for action at any time. If something does go wrong during harvest time, simply call your certified service centre 24/7 on the emergency hotline.



FENDT SERVICES

Rest assured that your machine will be ready for action tomorrow.

**Fendt Demo service**  
Is this a new purchase? You'll love our Fendt solutions and overall efficiency. Let the Fendt Demo service make the decision easier.

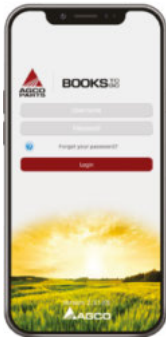
**Fendt Expert operator training**  
We help you get the most out of your vehicle. With the help of our exclusive Fendt Expert operator training programme, you can optimise the efficiency of your Fendt even further, and get to know all the functions to make your daily routine that much easier. Our team of professional trainers will advise you on how to use your Fendt machine to its full potential.

**Individual finance and lease models**  
Investing in technology means a considerable capital outlay. A credit finance agreement from AGCO Finance offers attractive conditions and flexible terms. From the initial down payment to monthly instalments to the payment term – you set the general terms on which to finance your Fendt. If you need additional resources in a hurry or want to use tractors over a long-term period without purchasing them, your Fendt dealer can offer the ideal solution with tailored lease packages.

**Fendt Certified - Pre-owned machine programme**  
Used agricultural machinery to tried and tested high-quality standards and certified Fendt quality – the ideal solution for cost-conscious farmers or as an addition to a growing fleet.  
The benefits:  
- Certification according to strict quality standards  
- Extensive incoming check (technology, wear, appearance)  
- Fully serviced wear parts  
- If required, replace, clean and paint components  
- One-year warranty (option to extend)

**Fendt Care – servicing and guarantee extensions**  
In order to keep your machine ready for action at any time, we offer a tailored maintenance and repair service beyond the statutory warranty, which only covers the repair risk of a new machine in the first 12 months after delivery. That's where Fendt Care comes in. With flexible durations and flexible rates with and without excess, the machine can be guaranteed even after the first year.  
Your Fendt dealer will only install Fendt original parts. These have a proven standard of quality and are safety-tested. This ensures the best value retention for your Fendt machine.

Using the smartphone app "AGCO Parts Books to go", you can find Fendt spare parts quickly and easily and order them directly. The app is available for download in the app store and in the Google Play Store. Please contact your Fendt dealer for your login data.



Full control over costs and planning reliability

Fendt Care	Bronze	Silver		
Service	Regular maintenance, fixed maintenance costs	Protect yourself from the risk of repair (excludes wear)		
Benefits	Reliability of use	Coverage against major damage	Full coverage under great conditions	Full protection while you keep costs under control
Regular maintenance	✓	✓	✓	✓
Repair costs		✓	✓	✓
Excess		€490	€190	€0



5 years / 3,000 operating hours, including cutter

With our new Fendt Care rates, Fendt offers extensive coverage for the reliability and repair risk of new machines. Fendt Care gives you complete cost control with exceptional service. From a service agreement to the full carefree package, Fendt has a flexible and tailored solution for your fleet.



# Technical specifications.

Table		IDEAL 7	IDEAL 7 PL	IDEAL 8	IDEAL 8 PL	IDEAL 9	IDEAL 9 PL
Table widths PowerFlow from - to	m	7.70 - 10.70	7.70 - 9.20	9.20 - 12.20	9.20 - 12.20	10.70 - 12.20	10.70 - 12.20
Cutting frequency PowerFlow	cuts/min	1220	1220	1220	1220	1220	1220
TerraControl II™ table guidance		■	■	■	■	■	■
AutoLevel table control		■	■	■	■	■	■
Automatic reel speed		■	■	■	■	■	■
Electric rape knife		□	□	□	□	□	□
Multi-coupler		■	■	■	■	■	■
Hydraulic reel drive		■	■	■	■	■	■

## Crop elevator

EHU (Eyesight Hook Up)		■	■	■	■	■	■
AutoDock™ - automatic table docking		□	□	□	□	□	□
Ag Tag - automatic table recognition		□	□	□	□	□	□
Variable table drive		□	□	□	□	□	□
HP - hydraulic cutting angle adjustment		□	□	□	□	□	□
Intake chains	number	3	3	3	3	4	4
Hydraulic reverse		■	■	■	■	■	■

### Threshing system

Single Helix threshing mechanism		■	■				
Dual Helix threshing mechanism				■	■	■	■
Rotors	number	1	1	2	2	2	2
Rotor diameter	mm	600	600	600	600	600	600
Rotor length	mm	4838	4838	4838	4838	4838	4838
Rotor speed	rpm	400 - 920	400 - 920	400 - 920 / 280 - 1160	400 - 920 / 280 - 1160	280 - 1160	280 - 1160
Helix threshing mechanism concave area	m <sup>2</sup>	0.83	0.83	1.66	1.66	1.66	1.66
Helix threshing mechanism separation area	m <sup>2</sup>	1.44	1.44	1.92	1.92	2.40	2.40
Rotor feeder diameter	mm	600	600	600	600	600	600
Rotor feeder speed	rpm	285-656	285-656	285 - 656	285 - 656	200 - 828	200 - 828

### Residual grain separation

Total separation area	m²	2.27	2.27	3.58	3.58	4.06	4.06
-----------------------	----	------	------	------	------	------	------

## Cleaning

Cyclone cleaning system		■	■	■	■	■	■
IDEALbalance™ - grain pans				■	■	■	■
Preparation floor area	m²	2.05	2.05	2.05	2.05	2.05	2.05
Top sieve area	m²	2.71	2.71	2.71	2.71	2.98	2.98
Lower sieve area	m²	2.19	2.19	2.19	2.19	2.42	2.42
Total sieve area	m²	4.9	4.9	4.9	4.9	5.4	5.4
Fan speed	rpm	250 - 1400	250 - 1400	250 - 1400	250 - 1400	250 - 1400	250 - 1400
Electrical blower setting		■	■	■	■	■	■
Double, ventilated steps		■	■	■	■	■	■
Separate rethresher		■	■	■	■	■	■
Electric sieve adjustment		■	■	■	■	■	■
Returns indicator		■	■	■	■	■	■

### Grain tank

Streamer 210 - 210 l/s / 17,100 l			<input type="checkbox"/>		<input type="checkbox"/>		<input checked="" type="checkbox"/>	
Streamer 140 - 140 l/s / 12,500 l		<input checked="" type="checkbox"/>	<input checked="" type="checkbox"/>	<input checked="" type="checkbox"/>	<input checked="" type="checkbox"/>			<input checked="" type="checkbox"/>
ScrollSwing control		<input checked="" type="checkbox"/>	<input checked="" type="checkbox"/>	<input checked="" type="checkbox"/>	<input checked="" type="checkbox"/>	<input checked="" type="checkbox"/>		<input checked="" type="checkbox"/>
StreamGates - discharge rate adjustment		<input checked="" type="checkbox"/>	<input checked="" type="checkbox"/>	<input checked="" type="checkbox"/>	<input checked="" type="checkbox"/>	<input checked="" type="checkbox"/>		<input checked="" type="checkbox"/>
Interior lighting		<input checked="" type="checkbox"/>	<input checked="" type="checkbox"/>	<input checked="" type="checkbox"/>	<input checked="" type="checkbox"/>	<input checked="" type="checkbox"/>		<input checked="" type="checkbox"/>
Ladder in grain tank for safe entry		<input checked="" type="checkbox"/>	<input checked="" type="checkbox"/>	<input checked="" type="checkbox"/>	<input checked="" type="checkbox"/>	<input checked="" type="checkbox"/>		<input checked="" type="checkbox"/>
Flap and slide for taking samples		<input checked="" type="checkbox"/>	<input checked="" type="checkbox"/>	<input checked="" type="checkbox"/>	<input checked="" type="checkbox"/>	<input checked="" type="checkbox"/>		<input checked="" type="checkbox"/>
Grain tank discharge tube 7.60 m - rigid		<input checked="" type="checkbox"/>	<input checked="" type="checkbox"/>	<input checked="" type="checkbox"/>	<input checked="" type="checkbox"/>	<input type="checkbox"/>		<input type="checkbox"/>
Grain tank discharge tube 9.15 m - rigid		<input type="checkbox"/>	<input type="checkbox"/>	<input type="checkbox"/>	<input type="checkbox"/>	<input checked="" type="checkbox"/>		<input checked="" type="checkbox"/>
Grain tank discharge tube 9.15 m - foldable		<input type="checkbox"/>	<input type="checkbox"/>	<input type="checkbox"/>	<input type="checkbox"/>	<input type="checkbox"/>		<input type="checkbox"/>
Grain tank discharge tube 10.60 m - foldable		<input type="checkbox"/>	<input type="checkbox"/>	<input type="checkbox"/>	<input type="checkbox"/>	<input type="checkbox"/>		<input type="checkbox"/>

		IDEAL 7	IDEAL 7 PL	IDEAL 8	IDEAL 8 PL	IDEAL 9	IDEAL 9 PL
<b>Straw chopper</b>							
BaseCut - 56 serrated knives		■	■	■	■	■	■
ShortCut - 112 serrated knives		□	□	□	□	□	□
Chaff spreader		□	□	□	□	□	□
Electrically adjustable deflector plates		□	□	□	□	□	□
ActiveSpread radial spreader		□	□	□	□	□	□

## Engine

MAN engine				■	■	■	■
AGCO Power Engine		■	■				
AirSense® cooling system		■	■	■	■	■	■
Emission stage	Stage	5 / V	5 / V	5 / V	5 / V	5 / V	5 / V
Cylinders	number	7	7	6	6	6	6
Displacement	litres	9.8	9.8	12.4	12.4	15.2	15.2
Rated engine speed	rpm	1900	1900	1900	1900	1900	1900
Max. performance with PowerBoost (ECE R 120)	kW/hp	336 / 451	336 / 451	401 / 538	401 / 538	483 / 647	483 / 647
Fuel tank capacity Standard/optional	litres	1000 / 1250	1000 / 1250	1000 / 1250 / 1500	1250 / 1500	1000 / 1250 / 1500	1250 / 1500
AdBlue tank capacity	litres	180	180	180	180	180	180
DriveCenter		■	■	■	■	■	■
Air compressor		□	□	□	□	□	□

## Chassis

MotionShift gearbox		■	■	■	■	■	■
Gear steps	number	2	2	2	2	2	2
Max. driving speed*	km/h	40	40	40	40	40	40
AllDrive 4WD		□	□	□	□	□	□
ParaLevel slope compensation			■		■		■

**Cab**

Vision cab			■	■	■	■	■	■
Air-suspended driver seat			■	■	■	■	■	■
Deluxe operator's seat		□	□	□	□	□	□	□
Automatic climate control		■	■	■	■	■	■	■
Electrically adjustable heated exterior mirrors		■	■	■	■	■	■	■
Additional wide-angle mirror		■	■	■	■	■	■	■
Additional work light		■	■	■	■	■	■	■
Work light - full LED		□	□	□	□	□	□	□
Radio		□	□	□	□	□	□	□
Multimedia navigation		□	□	□	□	□	□	□
Reversing camera		■	■	■	■	■	■	■
360° camera system		□	□	□	□	□	□	□
Cooler compartment integrated into the passenger seat		□	□	□	□	□	□	□
Loss indicator		■	■	■	■	■	■	■
Adjustable steering column		■	■	■	■	■	■	■
ProSound System		□	□	□	□	□	□	□
PowerFold swingable entry ladder		■	■	■	■	■	■	■

## Fendt Variotronic

Fendt Varioterminal 10.4"		■	■	■	■	■	■
Fendt Dashboard		■	■	■	■	■	■
SmartConnect™ app		□	□	□	□	□	□
HarvestPlus - automatic output control		■	■	■	■	■	■
IDEALharvest™ - machine optimisation		□	□	□	□	□	□
Fendt VarioGuide		□	□	□	□	□	□
Fendt VarioGuide NovAtel/Trimble		□	□	□	□	□	□
Fendt VarioGuide pre-equipment		■	■	■	■	■	■
Fendt VarioDoc		■	■	■	■	■	■
Fendt VarioDoc Pro		□	□	□	□	□	□
Fendt Connect		■	■	■	■	■	■
Yield and moisture measurement		■	■	■	■	■	■
Yield mapping		□	□	□	□	□	□

## Weights and dimensions

Length without table	m	9.127	9.13	9.126	9.13	10.632	10.63
Width without table, standard tyres	m	3.29	3.49	3.49	3.49	3.49	3.49
Height	m	3.99	3.99	3.99	3.99	3.99	3.99

## Tyres

Drive axle tyres (standard)		800/70R32	800/70R32	800/70R32	800/70R32	800/70R32	800/70R32
Steering axle tyres (standard)		520/80R26	520/80R26	620/70R26	620/70R26	620/70R26	620/70R26
<b>Transport widths</b>							
1000/55R32	mm	3890	3890	3890	3890	3890	3890
900/60R38	mm	3790	3790	3790	3790	3790	
800/70R38 - 3.3 m	mm	3290		3290		3290	
800/70R38 - 3.5 m	mm	3490	3490	3490	3490	3490	3490

\* = depends on country - additional legal constraints may apply



# FENDT

It's Fendt. Because we understand Agriculture.



[www.fendt.com](http://www.fendt.com)

AGCO GmbH – Fendt Marketing  
87616 Marktoberdorf, Germany

 **AGCO**  
Your Agriculture Company

Fendt is a worldwide brand of AGCO.  
All details regarding scope of delivery, appearance, performance, dimensions and weights, fuel consumption and running costs of vehicles reflect the latest information available at the time of print. These may change by the time of purchase. Your Fendt dealer will be happy to inform you about any changes. The vehicles shown do not feature country-specific equipment.